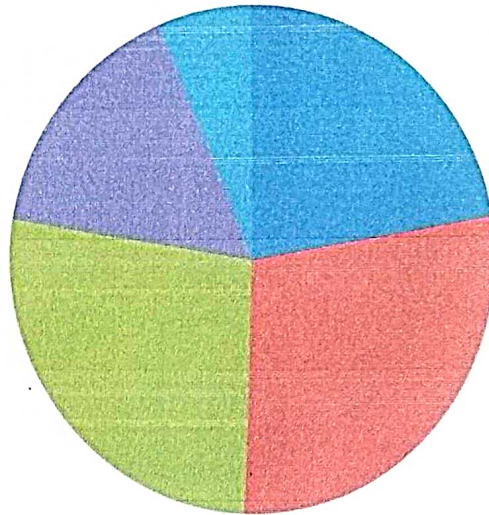


GOVT. E. V. POST GRADUATE COLLEGE KORBA (CG)
STUDENT SATISFACTION SURVEY
SESSION (2020-21)

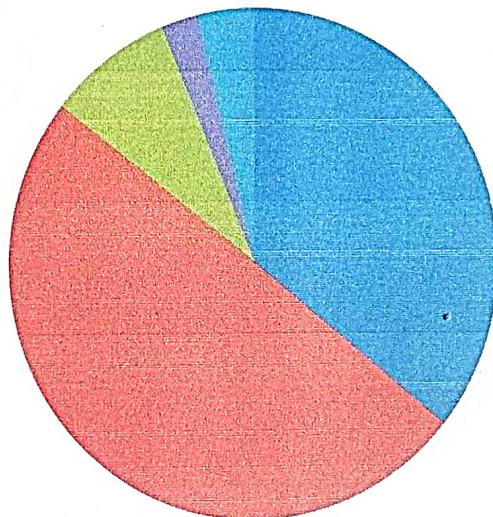
1. How much of the syllabus was covered in the class?



- 4 – 85 to 100%
- 3 – 70 to 84%
- 2 – 55 to 69%
- 1 – 30 to 54%
- 0 – Below 30%

Total Responses = 290
Mean Score = 2.4

2. How well did the teachers prepare for the classes?



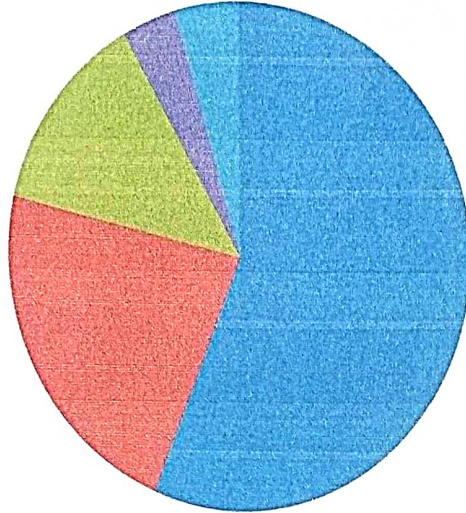
- 4 – Thoroughly
- 3 – Satisfactorily
- 2 – Poorly
- 1 – Indifferently
- 0 – Won't teach at all

Total Responses = 290
Mean Score = 3.1




PRINCIPAL,
GOVT. ENGINEER VISHWESARRAIYA
P. G. COLLEGE, KORBA (C. G.)

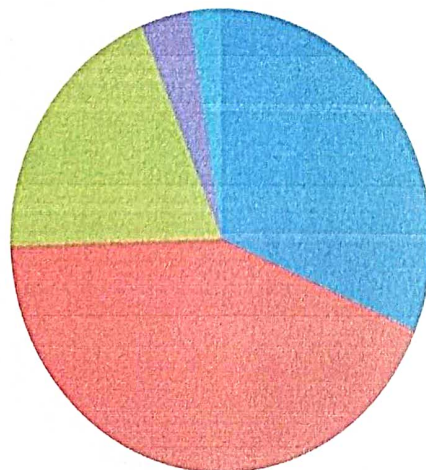
3. How well were the teachers able to communicate?



- 4 – Always effective
- 3 – Sometimes effective
- 2 – Just satisfactorily
- 1– Generally ineffective
- 0– Very poor communication

Total Responses = 290
Mean Score = 3.2

4. The teacher's approach to teaching can best be described as



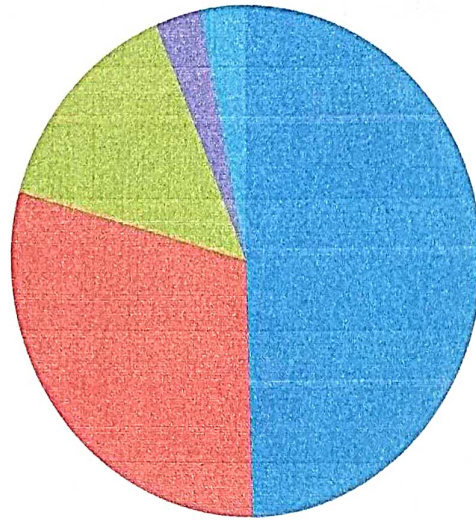
- 4– Excellent
- 3 – Very good
- 2 – Good
- 1 – Fair
- 0– Poor

Total Responses = 290
Mean Score = 3.0




PRINCIPAL,
GOVT. ENGINEER VISHWESARRAIYA
P. G. COLLEGE, KORBA (C. G.)

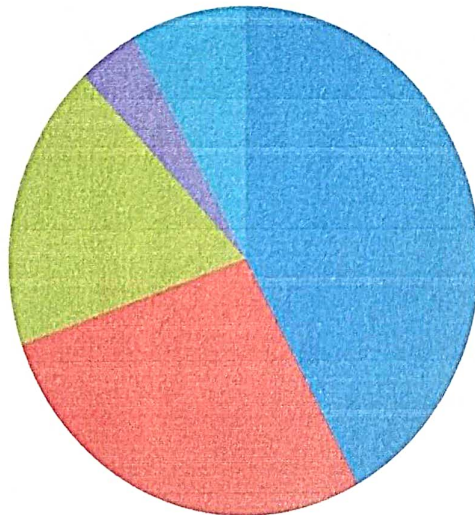
5. Fairness of the internal evaluation process by the teachers.



- 4 – Always fair
- 3 – Usually fair
- 2 – Sometimes unfair
- 1 – Usually unfair
- 0 – Unfair

Total Responses = 290
Mean Score = 3.2

6. Was your performance in assignments discussed with you?



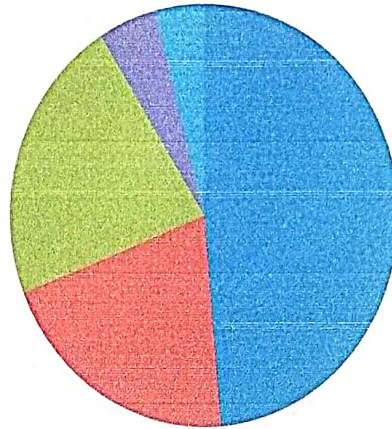
- 4 – Every time
- 3 – Usually
- 2 – Occasionally/Sometimes
- 1 – Rarely
- 0 – Never

Total Responses = 290
Mean Score = 2.9



Bejena
PRINCIPAL,
GOVT. ENGINEER VISHWESARRAIYA
P.G. COLLEGE, KORBA (C. G.)

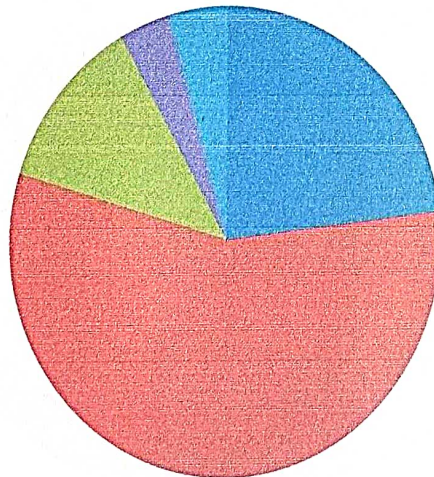
7. The institute takes active interest in promoting internship, student exchange, field visit opportunities for students.



- 4 – Regularly
- 3 – Often
- 2 – Sometimes
- 1 – Rarely
- 0– Never

Total Responses = 290
Mean Score = 3.0


8. The teaching and mentoring process in your institution facilitates you in cognitive, social and emotional growth.



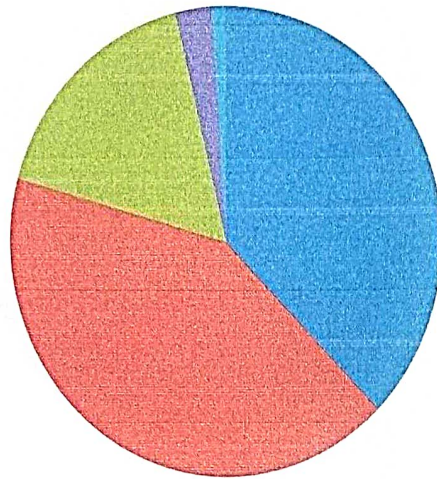
- 4 – Significantly
- 3 – Very well
- 2 – Moderately
- 1 – Marginally
- 0– Not at all

Total Responses = 290
Mean Score = 2.9




PRINCIPAL,
GOVT. ENGINEER VISHWESARRAYA
P.G. COLLEGE, KORBA (C. G.)

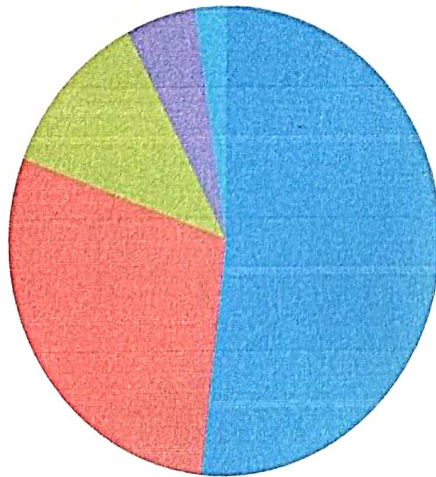
9. The institution provides multiple opportunities to learn and grow.



- 4 – Strongly agree
- 3 – Agree
- 2 – Neutral
- 1 – Disagree
- 0 – Strongly disagree

Total Responses = 290
Mean Score = 3.1


10. Teachers inform you about your expected competencies, course outcomes and programme outcomes.



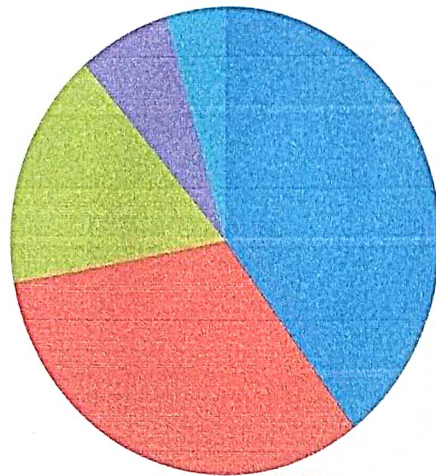
- 4 – Every time
- 3 – Usually
- 2 – Occasionally/Sometimes
- 1 – Rarely
- 0 – Never

Total Responses = 290
Mean Score = 3.2




PRINCIPAL
GOVT. ENGINEER VISHWESAR
P. G. COLLEGE, KORBA (C. G.)

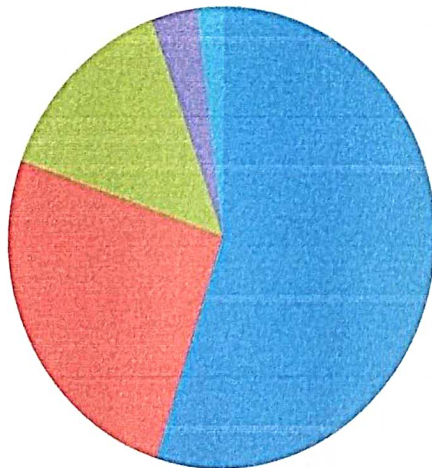
11. Your mentor does a necessary follow-up with an assigned task to you.



- 4 – Every time
- 3 – Usually
- 2 – Occasionally/Sometimes
- 1 – Rarely
- 0 – I don't have a mentor

Total Responses = 290
Mean Score = 3.0


12. The teachers illustrate the concepts through examples and applications.



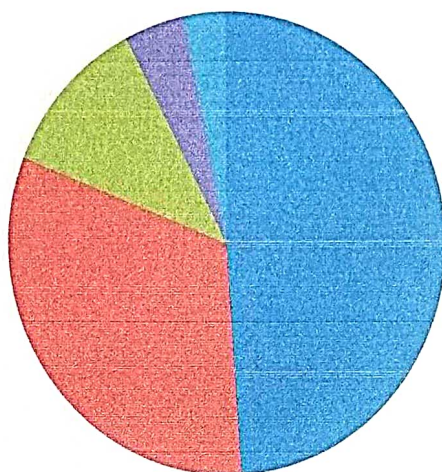
- 4 – Every time
- 3 – Usually
- 2 – Occasionally/Sometimes
- 1 – Rarely
- 0 – Never

Total Responses = 290
Mean Score = 3.3




PRINCIPAL,
GOVT. ENGINEER VISHWESARRAIYA
P. G. COLLEGE, KORBA (C. G.)

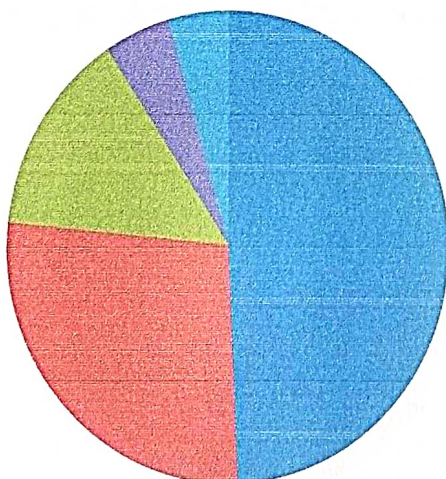
13. The teachers identify your strengths and encourage you with providing right level of challenges.



- 4 – Fully
- 3 – Reasonably
- 2 – Partially
- 1 – Slightly
- 0 – Unable to

Total Responses = 290
Mean Score = 3.2

14. Teachers are able to identify your weaknesses and help you to overcome them.



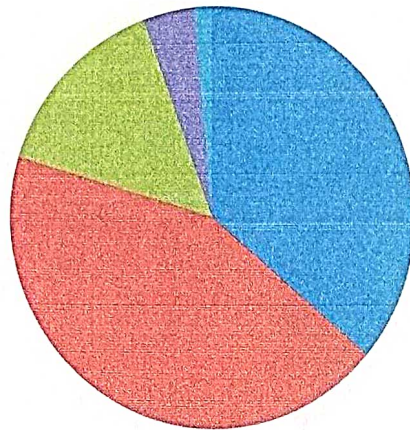
- 4 – Every time
- 3 – Usually
- 2 – Occasionally/Sometimes
- 1 – Rarely
- 0 – Never

Total Responses = 290
Mean Score = 3.1



PRINCIPAL,
GOVT. ENGINEER VISHWESARRAIYA
P. G. COLLEGE, KORBA (C. G.)

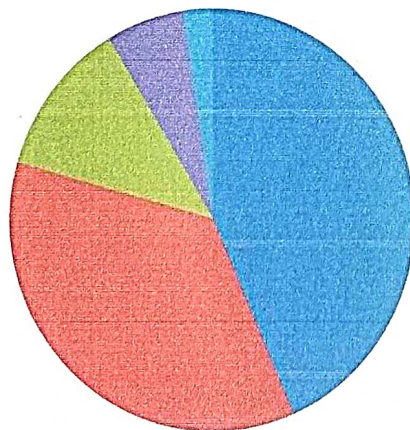
15. The institution makes effort to engage students in the monitoring, review and continuous quality improvement of the teaching learning process.



- 4 – Strongly agree
- 3 – Agree
- 2 – Neutral
- 1 – Disagree
- 0 – Strongly disagree

**Total Responses = 290
Mean Score = 3.1**

16. The institute/ teachers use student centric methods, such as experiential learning, participative learning and problem solving methodologies for enhancing learning experiences.



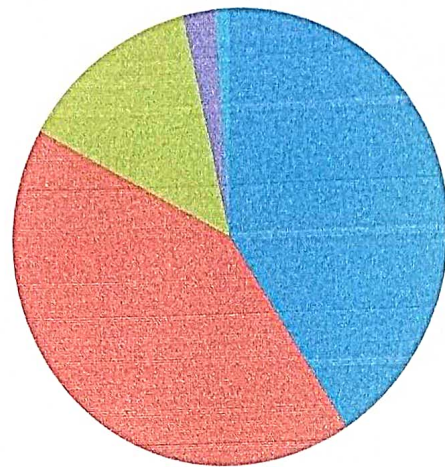
- 4 – To a great extent
- 3 – Moderate
- 2 – Somewhat
- 1 – Very little
- 0 – Not at all

**Total Responses = 290
Mean Score = 3.1**



Baleno
PRINCIPAL,
GOVT. ENGINEER VISHWESARRAIYA
P. G. COLLEGE, KORBA (C. G.)

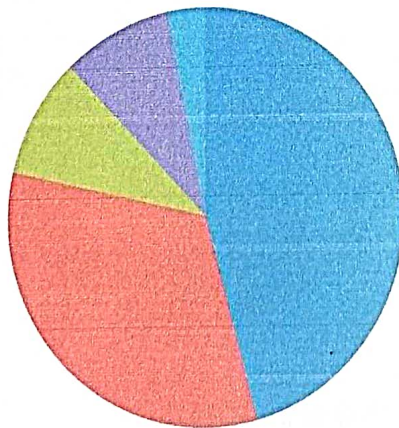
17. Teachers encourage you to participate in extracurricular activities.



- 4 – Strongly agree
- 3 – Agree
- 2 – Neutral
- 1 – Disagree
- 0 – Strongly disagree

Total Responses = 290
Mean Score = 3.2


18. Efforts are made by the institute/ teachers to inculcate soft skills, life skills and employability skills to make you ready for the world of work.



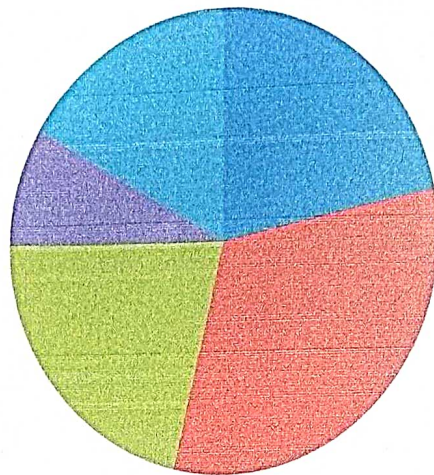
- 4 – To a great extent
- 3 – Moderate
- 2 – Somewhat
- 1 – Very little
- 0 – Not at all

Total Responses = 290
Mean Score = 3.1




PRINCIPAL,
GOVT. ENGINEER VISHWESARRAIYA
P. G. COLLEGE, KORBA (C. G.)

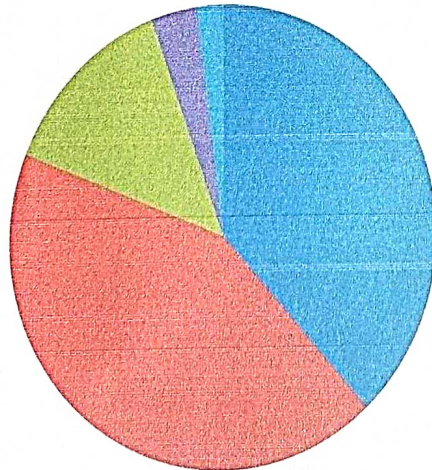
19. What percentage of teachers use ICT tools such as LCD projector, Multimedia, etc. while teaching.



- 4 - Above 90%
- 3 - 70 - 89%
- 2 - 50 - 69%
- 1 - 30 - 49%
- 0 - Below 29%

Total Responses = 290
Mean Score = 2.3

20. The overall quality of teaching-learning process in your institute is very good.



- 4 - Strongly agree
- 3 - Agree
- 2 - Neutral
- 1 - Disagree
- 0 - Strongly disagree

Total Responses = 290
Mean Score = 3.1

The analysis of 20 objective questions was done and the mean score of each question has been calculated as above. The overall mean score has also been calculated

Overall mean score = 3.0



B. S. S.
PRINCIPAL,
GOVT. ENGINEER VISHWESARRAIYA
P.G. COLLEGE, KORBA (C. G.)